

Flow Monitor Flow Indicator

RVO/U-L



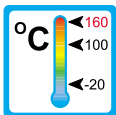
Operation

The flow monitors and indicators type RVO/U-L operate with the float measuring principle



Application

The flow monitors and indicators type RVO/U-L are used for indicating and monitoring volumeflow of gaseous media.



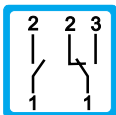
Areas of application for example:



– Coolingsystems and cooling-circuits



– Mechanical Engineering
e.g. Weldingmachinery
and Laserplants



– Medicine technology



– Pharma industry



– Chemical industry



– Research and development



Features

The RVO/U-L series proves itself through reliable function and easy handling. Further characteristics of this sturdy type are:

- universal mounting
- high reliability
- high switch accuracy
- infinitely variable switchpoint adjustment through user
- EX-version to ATEX for RVO/U-L1... available
- Scales are burned into the sight glass
- Threaded connections special threads on request

Installation hints

The installation of the flow can be done in any way in the system. The flow direction must be observed.

The flow monitor must not be used as a supporting part in a pipeconstruction!

The medium must not contain any solid particles! We recommend the installation of strainers type SFD or SFM.

External magnetic fields influence the switch contact. Keep adequate distance to those magnetic fields (e.g. electromotors)!

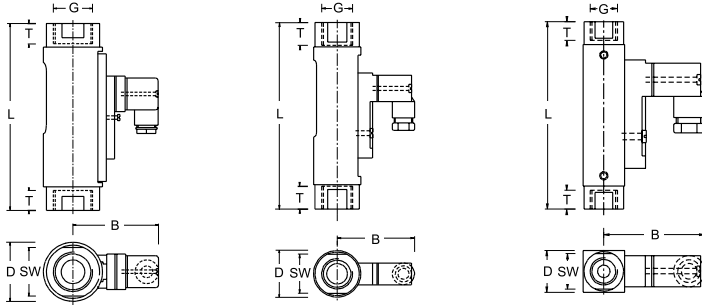
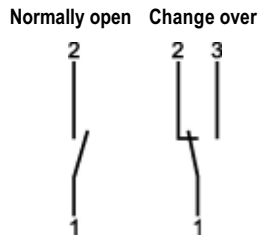
The operating instruction for RVO/U-L must be observed under any circumstances!

RVO/U-L 1 0001 05-04 E M



Measuring Ranges, Technical Data

Connection diagram



Summary of types RVO/U-L

Type	Switch range ⁽¹⁾ NI/min Air	Overall dimensions mm							Weight approx. [g]
		SW	D	B	G	DN	T	L	
RVO/U-L40001	0,2 - 1,3	17	20	49	1/4"	8	10	90	140
RVO/U-L40002	0,5 - 2								
RVO/U-L40003	0,8 - 3								
RVO/U-L40005	1,5 - 5								
RVO/U-L40008	2 - 8								
RVO/U-L40012	3 - 12								
RVO/U-L40014	3,5 - 14								
RVO/U-L40020	5,5 - 20								
RVO/U-L40024	7 - 24								
RVO/U-L40035	10 - 35								
RVO/U-L40042	10 - 42								
RVO/U-L20012	3 - 12	27	32	53	1/2"	15	14	114	300
RVO/U-L20030	7 - 30								
RVO/U-L20040	12 - 40								
RVO/U-L20125	28 - 125								
RVO/U-L20200	50 - 200								
RVO/U-2/15L	100 - 420								
RVO/U-2/20L	120 - 480								
RVO/U-L10080	22,5 - 80	41	50	77	3/4"	20	18	139	800
RVO/U-L10130	50 - 130								
RVO/U-L10420	130 - 420								
RVO/U-L10625	200 - 625								

(1) At 1 bar abs. and 20 °C, other switch ranges on request

Operating data:	RVO/U-L1	RVO/U-L2	RVO/U-L4
Operating pressure:	PN 10 bar	PN 16 bar	PN 16 bar
Pressure drop:	0,02 - 0,4 bar	0,02 - 0,3 bar	0,02 - 0,2 bar
Maximum temperature:	100 °C (optional 160 °C)		
Accuracy:	±10% of full scale		
Electrical data:			
Normally open:	max. 250V • 3A • 100VA	max. 230V • 3A • 60VA	max. 200V • 1A • 20VA
Change over:	max. 250V • 1,5A • 50VA ⁽²⁾	max. 250V • 1,5A • 50VA ⁽²⁾	max. 200V • 1A • 20VA
Atex II 2G EEx m II T6 (only for RVO/U-L1)	Change over: 250V • 1A • 30VA, IP67 / Normally open: 250V • 2A • 60 VA, IP67		
EEx m II T6 (only for RVO/U-L1)	Change over: 250V • 1A • 30VA, IP67 / Normally open: 250V • 2A • 60 VA, IP67		
Protection type:	IP65 (plug connection DIN 43650 Form A or C) IP67 (1m sealed in cable, with EEx-version 2m)		
Output signal:	The contact opens / changes, when the flow falls below the set point		
Powersupply:	Not required (potentialfree reed contacts)		
Other plug-types or cable length on request			
Material:	Brass	Stainless Steel	
Wetted parts:	Brass nickel-plated	1.4571	
Sight glass: (wetted part)	Duran 50	Duran 50	
Spring: (wetted part)	1.4571	1.4571	
Gaskets: (wetted part)	Perbunan (optional Viton, EPDM) ⁽³⁾	Viton (optional Perbunan, EPDM) ⁽³⁾	
Magnets: (wetted part)	Hartferrit	Hartferrit	
Housing: (non wetted part)	Aluminium anodised	Aluminium anodised	

(2) Minimum load 3VA

(3) Other gasket materials on request

